

## Yosemite West Property & Homeowners, Inc.

---

### Your YWPHI Membership Dues at Work

These four easy-to-read charts show how your YWPHI membership dues are being spent. The charts show and compare YWPHI's income and expenses for the past three years (2005-2007).

YWPHI members donated their time and labor to make all these activities happen. Your membership dues cover only out-of-pocket expenses. Please continue your support!

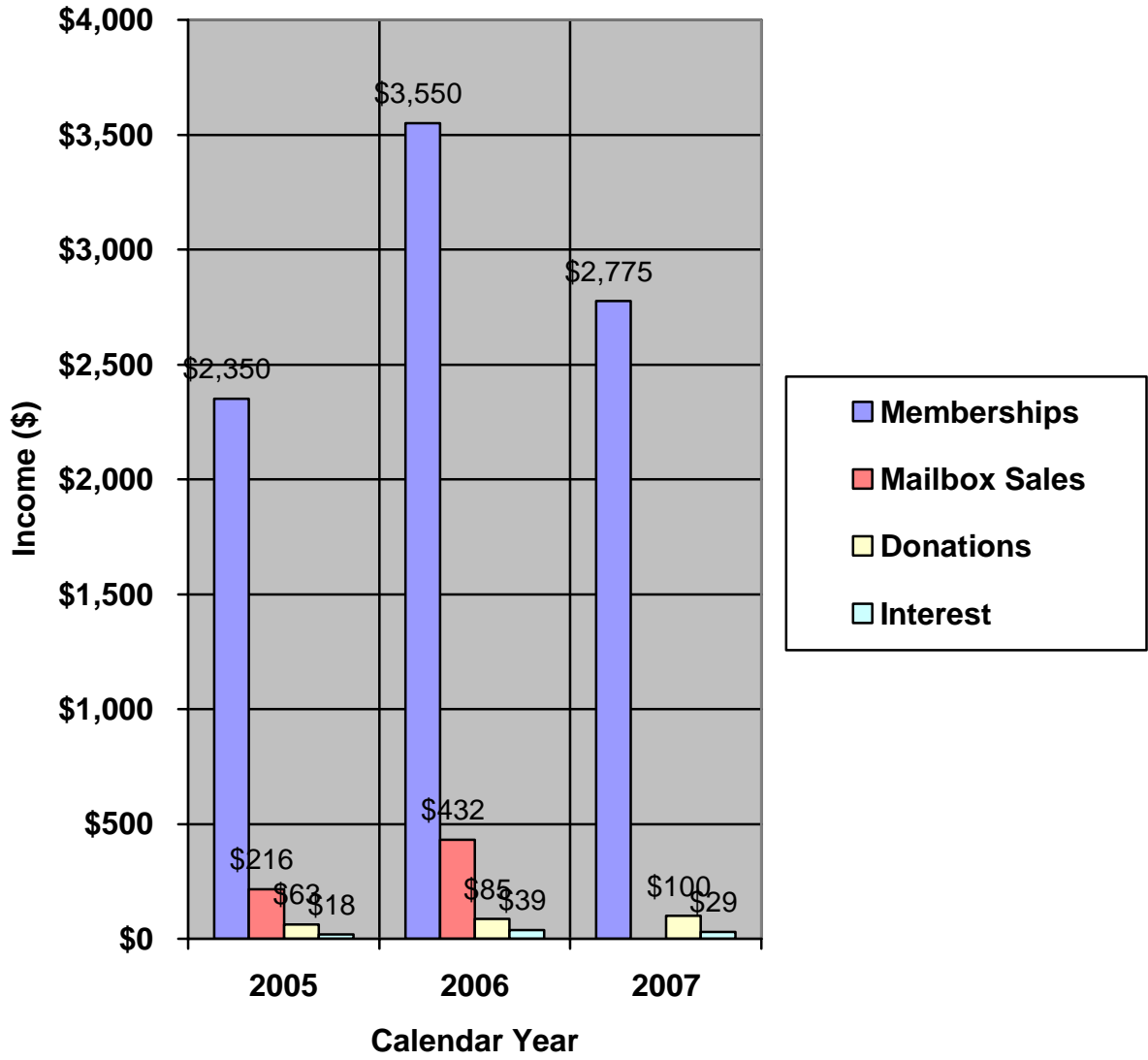
#### 2007 Overview<sup>1</sup>

- For the second consecutive year, YWPHI had a net loss.
- The percentages of total expenses on key categories remained the same as last year with two exceptions.
- Around the Neighborhood expenses increased by 10% in 2007 as YWPHI paid more than \$430 to repair the free-standing mailboxes. YWPHI made these repairs as a gesture of community good faith even though not all of these mailbox holders are members.
- The combined newsletter and website expenses decreased by 13% in 2007 because more than \$520 of these costs were reimbursed to YWPHI by the \$56,000 fire safety grants. This reimbursement was possible because both the newsletter and website continually provide fire safety education to the public, which is a component of the grant.
- YWPHI sponsored three social gatherings to help promote community spirit, 7% of total expenses: a spring welcome reception for our newly elected Supervisor for District 1; the Memorial Day weekend picnic; and the annual Holiday Open House after Christmas.
- YWPHI's operating expenses remained at a low 5% of total expenses.
- Fire Safety remains the largest percentage of total expenses, 68% in 2007, up from 65% in 2006. The majority of these expenses pay for the annual spring chipping program, which is in its third year. With support from the Mariposa County Fire Safe Council, YWPHI was able to have a chipper working in the community for three days this year, up from two days in 2006. The program was a success again with the crews chipping dozens of tons of debris.

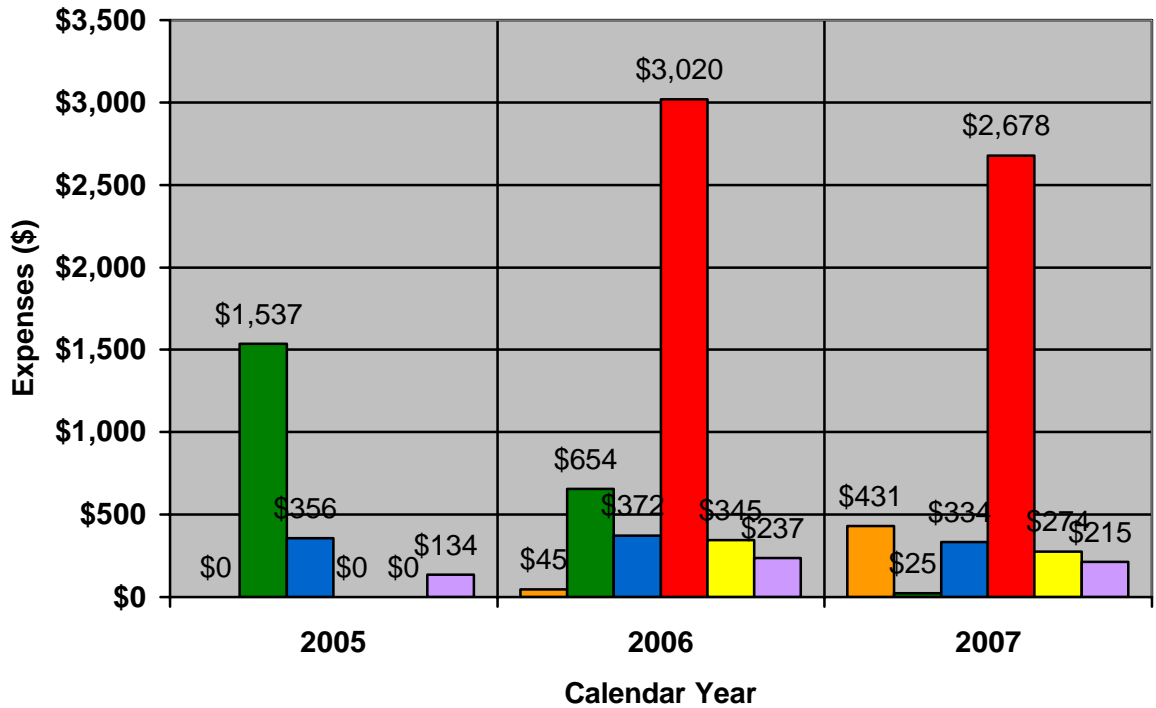
---

<sup>1</sup> The data is for each calendar year, not YWPHI's fiscal year which is from March 1 to February 28.

# YWPHI Income

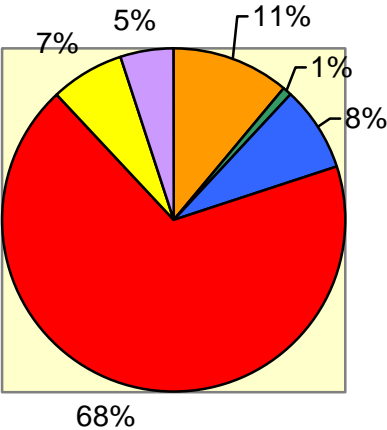


## YWPHI Expenses



- Around the Neighborhood (mailbox repair)
- "In the West" Publication (printing and mailing costs)
- yosemitewest.org (domain hosting and registration)
- Addressing Fire Safety (sponsoring chipping program)
- Promoting Community Spirit (sponsoring picnics and holiday open house, sending greeting cards, making library donation)
- Operating Expenses (bank fees, filing fees, telephone)

# YWPHI 2007 Expenses (as % of Total Expenses)



- Around the Neighborhood
- "In the West" Publication
- yosemitewest.org
- Addressing Fire Safety
- Promoting Community Spirit
- Operating Expenses

### YWPHI Income & Expense Comparison

